



ACCESSORIES & PARTS

Get the most out of your airless spray equipment



When you're doing a paint job, you don't just want a **spot-on result**; you also want to achieve that result **efficiently and easily**. This brochure shows you how the right **accessories and parts** can help you do just that.

THE BENEFITS OF GENUINE GRACO PARTS

Replacement parts are still all too often purchased on the basis of their price. However, the small amount of money this allows you to save stands in stark contrast to the related risks.

Three reasons why you should opt for genuine parts



1 | Safety

Graco parts feature the best possible quality. Parts made by other manufacturers are less robust, and therefore less safe. Imagine, for example, a paint hose that is unable to withstand the operating pressure and bursts.



2 | Warranty

The warranty conditions only remain valid if genuine parts are used. Graco's warranty does not cover defects or damage caused by parts not made by Graco.



3 | Time and money

You can only reliably achieve top performance and avoid downtime by using genuine parts. Cheaper parts will ultimately cost you more time and money: extra repair costs, extra labour hours, etc.



How to recognise genuine Graco parts




Engraved Graco logo

The Graco logo is engraved on most of our piston rods, tubes and sleeves.



Holographic sticker

You will always find a holographic sticker on the packaging of a genuine Graco repair kit.



Sturdy and robust

Graco parts are more sturdy and feel more robust than those of other manufacturers.

THE IMPORTANCE OF HAVING THE RIGHT **ACCESSORIES**

Accessories are a crucial component of any professional painter's arsenal. All Graco machines are designed to be efficient, and the right accessories are available to round off the package.

Two reasons why accessories are so important



1 | One unit, multiple applications

From applying a thin coat to painting high walls, everything can be done efficiently with just one unit if you use the right accessories. This allows you to tackle a wide range of jobs with just one sprayer.



2 | Work faster and more efficiently

Accessories can mean the difference between making a profit or a loss on a job. By properly adapting your unit to the situation, you can be sure of getting spot-on results, and above all working much faster.



Painting a high ceiling? These accessories make the difference



Spray tip

With the right spray tip, you will save on paint consumption and reduce the job time.



Tip extension

Tip extensions eliminate the hassle of working with ladders and/or scaffolding.



Paint hose

With an extra long paint hose, you can leave your sprayer in the same place while you work.

THE RIGHT ACCESSORY FOR EVERY SITUATION

From spray guns and tips to extensions and hoses, material hoppers and bag rollers, accessories help you adapt your unit to the actual job situation.

AIRLESS SPRAY GUNS

Graco has a range of gun types to meet all of your needs. They are all equipped with unique features to ensure optimal spraying results and ease of use in any situation.

- Reduced **paint spitting** when spraying
- **Ergonomic** gun handle
- Simple **safety lock**



FTx™ gun

- For fine finish jobs
- Lightest gun in the whole Graco product range



Contractor™ gun

- Ideal for painting large areas
- Robust but comfortable grip



Contractor PC™ gun

- The lightest and easiest Airless gun ever built
- Spray all-day with less fatigue



Contractor™ in-line gun

- Comfortable working position thanks to direct connection to the extension
- Ideal for painting with extensions, paint rollers, etc.



Silver Plus™ gun

- Perfect for spraying thicker materials
- Lightweight for easy handling



Silver Flex™ gun

- For both airless paint and stripping applications
- Direct connection for large-diameter hoses



Blue TexSpray™ gun

- For airless plaster, mastic and protective coatings
- Large fluid passage and robust spring for larger jobs and volumes



TexSpray™ in-line gun

- Maximum flow with thicker materials
- Moulded polymer handle for an ultra-comfortable grip

TIPS

Graco's superior RAC X™ SwitchTips™ are high-quality, durable spray tips. They are specifically designed to produce a consistent spray pattern over time.

- Maximise your **results** and improve the **quality** of your work
- Available in a **large range of sizes** and for **different materials**
- Easily recognisable thanks to **specific colour coding** for each application



The green LP tip

Low Pressure

FFLP for fine finish applications, LP for walls, ceilings and floors



The blue PAA tip

Professional Airless Applications

For indoor and outdoor residential painting jobs and commercial or industrial jobs



The brown HDA tip

Heavy Duty and Texture Applications

For indoor and outdoor painting jobs and very heavy materials, including airless plaster



The yellow tip

Road Marking Applications

For painting lines in car parks, on roads, warehouse floors, road crossings and sports fields.



WideRAC™ tip

60 cm spray fan

For indoor and outdoor painting work requiring high output

TIP EXTENSIONS




No need for ladders and scaffolding to spray paint high walls and ceilings. With the right tip extension length, you can complete the job in one go.

- **Easily fits** on any airless gun
- Comes with tip holder **as standard**
- Choice of **several lengths** from 25 cm to 2 m
- Also available with **CleanShot™ valve**

THE RIGHT ACCESSORY FOR EVERY SITUATION

FILTERS



Filters keep dirt and contaminants out of the spray system. Our EasyOut™ filter design filters the paint from the inside out, effectively trapping any residues.

- Minimise the likelihood of **tip clogs** and maximise the **quality of your finish**
- **Three filter types**, available in different sizes: inlet strainer **1**, pump filter **2** and gun filter **3**
- Very **easy removal, for cleaning** and reuse

PUMPS



If your pump gives up the ghost after many hours of use, your machine is essentially put out of action. That is why Graco has developed a wide range of replacement pumps. You'll be back painting in no time.

- Replace the pump yourself in **less than a minute** and without any tools
- **No more downtime:** with a spare pump on hand, you can always get right back to work
- Pumps available for **all Graco sprayers**, from small to large

HOSES




Graco's BlueMax™ II hoses are the latest thing in hose technology. They are not only easy to connect, but also maintain the highest level of performance all the way to the gun.

- The **lightest** and most **flexible** hoses on the market
- Available in diameters of 3/16", 1/4" and up to 1/2"
- Choice of **several lengths** from 4.5 to 30 m

! For hoses longer than 15m, we advise opting for a larger diameter. This ensures maximum gun performance.

MATERIAL HOPPERS



Material hoppers feed the pump using gravity. Thanks to their large capacity, you can work for longer intervals before refilling.

- Very beneficial when using **thick materials** such as plaster and fillers
- Useful for **interim storage** or material transport
- **Easy to move around** thanks to large pneumatic tyres

! Use the material hopper with a bag roller if you are using material packaged in plastic bags.

ROLLERS

If circumstances such as windy conditions make spraying impossible, you can apply paint using a power roller or JetRoller™. They combine rolling and spraying in one action, ensuring virtually no overspray.

- **Ergonomic:** no need to dip your roller in the paint tray every time
- **No interruptions** during rolling, so no dry patches afterwards
- **Uniform paint distribution** over the roller nap



Power rollers

- Both rigid and telescoping combinations, with lengths from 30 to 180 cm
- Various naps available, for smooth or irregular surfaces



JetRoller™

- Extendable: the roller length can be adjusted depending on the job
- Suitable for all rollers on the market (18 cm, 25 cm and 45 cm)

MAINTENANCE FLUIDS

Good maintenance extends the lifespan of your unit. TSL™ and Pump Armor™ are two fluids you can use to ensure long-term proper operation of your pump and unit.



TSL™

- Mixes with the paint and prevents it drying in your unit's pump
- Doesn't cause any spots in your finishing (unlike other products)



Pump Armor™

- Undiluted: lubricant and anti-freeze for long-term pump storage
- Diluted in water (20%): daily cleaning fluid for your unit

CLEANSHOT™



A potential problem when using an extension is paint spitting or dripping from the spray tip. An easy solution is to fit a CleanShot™ valve on the end of the extension.

- **Eliminates spits and drips** from the tip
- Can be fitted on **any tip extension**
- Can be rotated 360° so that **you are always spraying perpendicular to the surface**

Introducing the new standard in airless spray gun technology.

You demand maximum comfort and control—the Contractor PC delivers. Experience it for yourself!

The Contractor PC airless spray gun delivers exclusive Graco innovations in comfort and durability that you'll come to rely on for every job - a custom fit with exceptional finish, every time.

The Lightest, Most Comfortable Gun Ever Built

- **Breakthrough Technology Keeps You Spraying**
Reduce downtime with 1-part, on-the-job gun rebuild
- **E-Z Fit Trigger Adjustment for a Personal Fit**
Now you can quickly customize trigger length to fit any hand size or situation.
- **Finish Job Faster with Less Fatigue**
Delivers the most comfortable and lightest-weight spray experience ever.



Part number:
17Y043



Visit www.graco.com/contractorPCgun for more information

All written and visual data contained in this document is based on the latest product information available at the time of publication. Graco reserves the right to make changes at any time without notice.

Graco is ISO 9001 certified.

GRACO DISTRIBUTION BVBA Industrieterrein Oude Bunders • Slakweidestraat 31 • 3630 Maasmechelen, Belgium
Tel: +32 89 770 700 • Fax: +32 89 770 777 • www.graco.com

©2018 Graco Distribution BVBA 300672ENEU (rev.C) 01/19 Printed in Europe.
All other brand names or marks are used for identification purposes and are trademarks of their respective owners.

